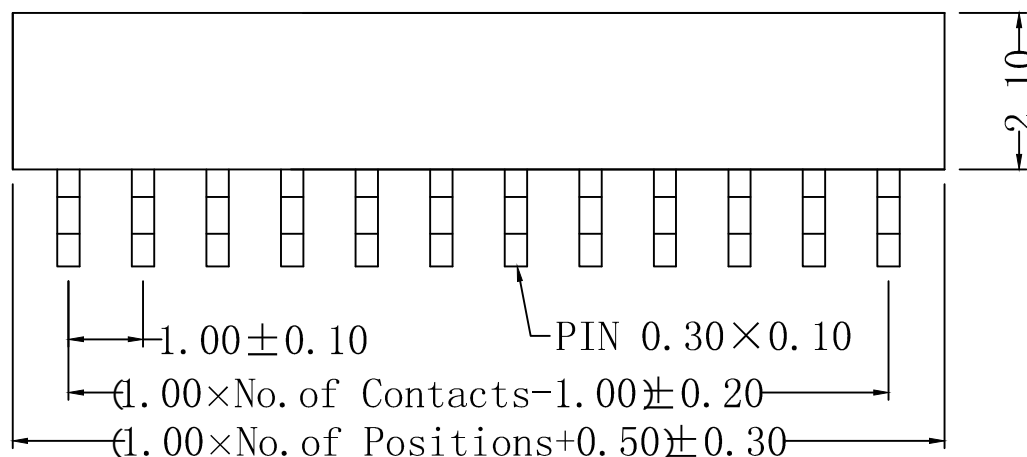
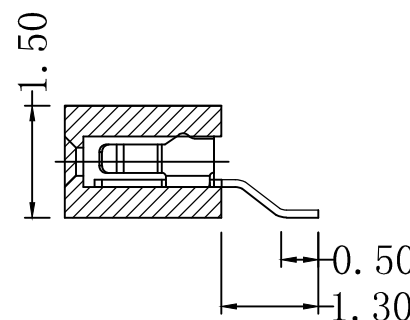
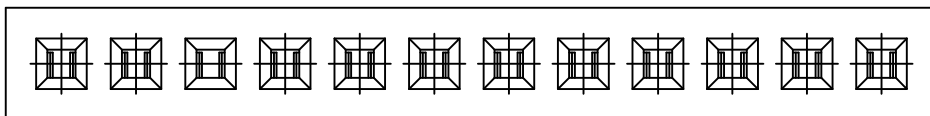


| REV | DESCRIPTION | DATE |
|-----|-------------|------|
| | | |
| | | |



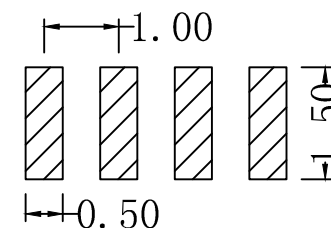
SPECIFICATIONS

Current Rating: 1.0 Amps
 Insulator resistance: 1000 mΩ Min.
 Dielectric withstanding: AC 300 V
 Contact Resistance: 20 mΩ Max
 Operating Temperature: -40° C - +105° C

MATERIALS

Contact Material: Copper Alloy
 Insulator Material: High Temperature Thermoplastic, UL 94V-0 LCP
 Finish: Gold Plated over nikle
 All materials must meet RoHS requirements

Recommended P. C. Board
 Hole Layout



Ordering Information

CNT - F100 - 1*XX - G - DM - H - A/B

Female header Pitch 1.00mm No. of Pins per Row Gold Plated Right Angle & S.M.T Custom Length Available

| | | | |
|---|-----|---|--|
| A | 1.3 | E | |
| B | 0.5 | F | |
| H | 2.1 | W | |

| | | | | | | | | |
|----------------------|---------|-----------|---|-------------------------|-------|----------|---------------------------|--|
| CNT 肯耐特电子有限公司 | | | | GENERAL TOLERANCE | DRAWN | DATE | DWG. NO. | TITLE 1.00 Female Header Single Row SMT Type |
| | | | | X.° ±5° X. ±0.30 | 董道丽 | 20190409 | | |
| REV. 1.0 | UNIT mm | SCALE 1:1 | ⊕ | .X° ±3° .X ±0.38 | CHECK | DATE | PART. NO. | |
| | | | | .XX° ±2° .XX ±0.25 | 王芳芳 | 20190409 | | |
| | | | | .XXX° ±1° .XXX ±0.15 | 王元中 | 20190409 | CNT-F100-1*XX-GDM-210/1.3 | |