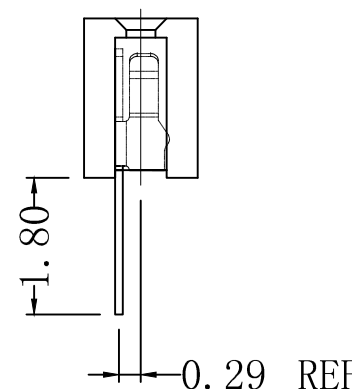

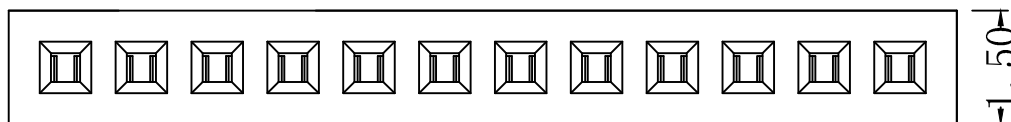


| REV | DESCRIPTION | DATE |
|-----|-------------|------|
|     |             |      |
|     |             |      |



### SPECIFICATIONS

Current Rating: 1.0 Amps  
 Insulator resistance: 1000 mΩ Min.  
 Dielectric withstanding: AC 300 V  
 Contact Resistance: 20 mΩ Max  
 Operating Temperature: -40° C - +105° C

### MATERIALS

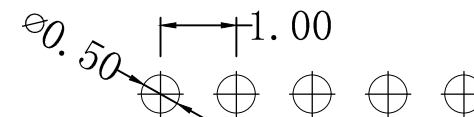
Contact Material: Copper Alloy  
 Insulator Material: High Temperature Thermoplastic, UL 94V-0 LCP  
 Finish: Gold Plated over nikle  
 All materials must meet RoHS requirements

### Ordering Information

CNT - F100 - 1\*XX - GS - 210/1.8

Female header    Pitch 1.00mm    No. of Pins per Row    Gold Plated & Straight    Custom Length Available

Recommended P.C. Board Hole Layout



|   |     |   |  |
|---|-----|---|--|
| A |     | E |  |
| B | 1.8 | F |  |
| H | 2.1 | W |  |

|                                  |  |  |  |                   |          |          |          |                          |  |
|----------------------------------|--|--|--|-------------------|----------|----------|----------|--------------------------|--|
| <b>CNT</b> 肯耐特电子有限公司             |  |  |  | GENERAL TOLERANCE |          | DRAWN    | DATE     | DWG. NO.                 | TITLE  |
|                                  |  |  |  | X.° ±5°           | X. ±0.30 | 董道丽      | 20190415 |                          |  |
| REV. 1.0    UNIT mm    SCALE 1:1 |  |  |  | .X° ±3°           |          | CHECK    | DATE     | PART. NO.                | 1.00 Female Header<br>Single Row Straight Type |
|                                  |  |  |  | .XX° ±2°          |          | .X ±0.38 | 王芳芳      | 20190415                 |  |
|                                  |  |  |  | .XXX° ±1°         |          | APPROVE  | DATE     | CNT-F100-1*XX-GS-210/1.8 |  |
|                                  |  |  |  | .XXX ±0.15        |          | 王元中      | 20190415 |                          |  |